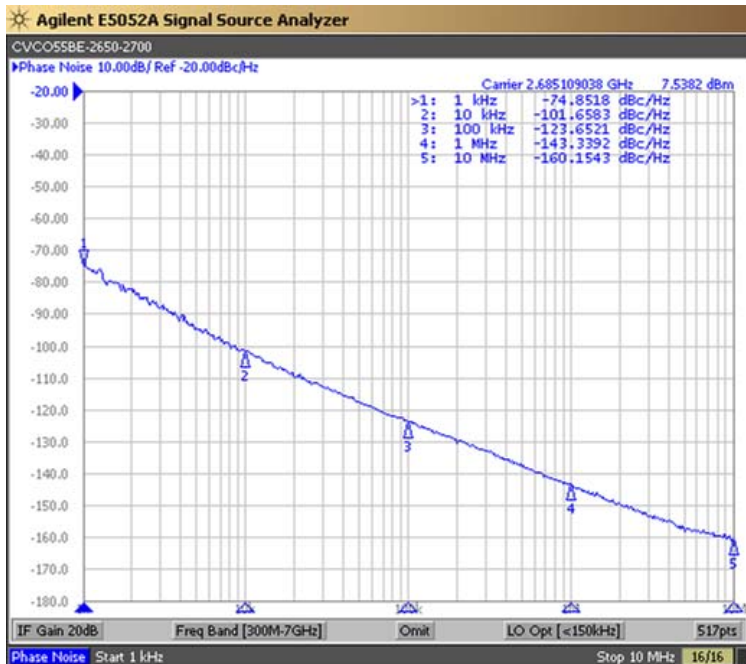


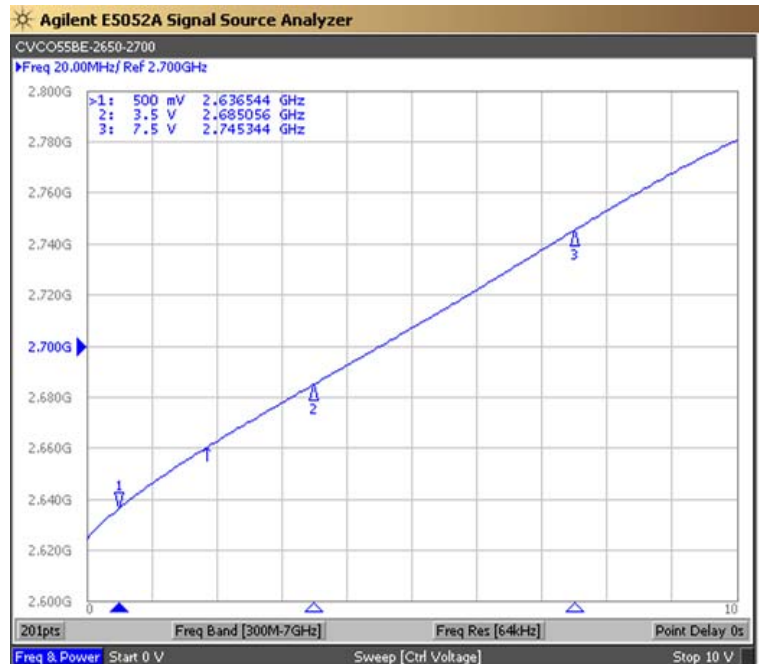


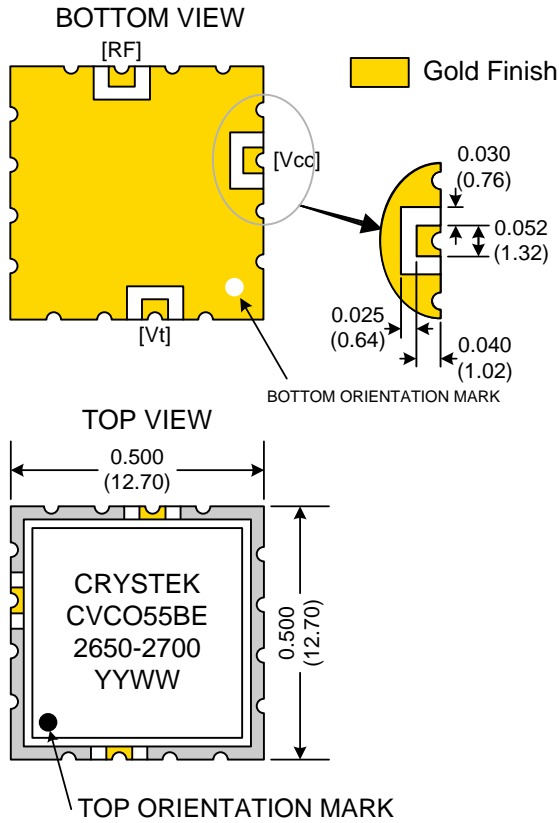
| PERFORMANCE SPECIFICATION                        | MIN  | TYP  | MAX  | UNITS              |
|--|------|------|------|--------------------|
| Lower Frequency:                                 |      |      | 2650 | MHz                |
| Upper Frequency:                                 | 2700 |      |      | MHz                |
| Tuning Voltage:                                  | 0.5  |      | 7.5  | VDC                |
| Supply Voltage:                                  | 7.6  | 8.0  | 8.4  | VDC                |
| Output Power:                                    | +4.0 | +6.0 | +8.0 | dBm                |
| Supply Current:                                  |      | 15   | 25   | mA                 |
| Harmonic Suppression (2 <sup>nd</sup> Harmonic): |      | -15  | -10  | dBc                |
| Pushing:   |      | 2.0  | 5.0  | MHz/V              |
| Pulling, all Phases:                             |      | 2.0  | 5.0  | MHz pk-pk          |
| Tuning Sensitivity:                              |      | 20   |      | MHz/V              |
| Phase Noise @ 10kHz offset:                      |      | -103 | -100 | dBc/Hz             |
| Phase Noise @ 100kHz offset:                     |      | -125 | -121 | dBc/Hz             |
| Load Impedance:                                  |      | 50   |      | $\Omega$           |
| Input Capacitance:                               |      |      | 15   | pF                 |
| Operating Temperature Range:                     | -40  |      | +85  | $^{\circ}\text{C}$ |
| Storage Temperature Range:                       | -45  |      | +90  | $^{\circ}\text{C}$ |

Phase Noise (1 Hz BW, Typical)



Tuning Curve (Typical)





| Pad    | Connection |
|--------|------------|
| 2      | Vt         |
| 10     | RF-OUTPUT  |
| 14     | Vcc        |
| Others | GROUND     |

- Unless otherwise specified, Dimensions are in:  $\frac{IN}{(mm)}$
- Pad Location Dimensions are in: Inches

**TAPE AND REEL**



Drawing not to scale

**Product Control:**

|                      |                    |               |           |
|----------------------|--------------------|---------------|-----------|
| Crystek Part Number: | CVCO55BE-2650-2700 | Release Date: | 25-Jun-12 |
| Revision Level:      | E                  | Responsible:  | C. Vales  |

Specification is subject to change without notice