

DATENBLATT / DATA SHEET

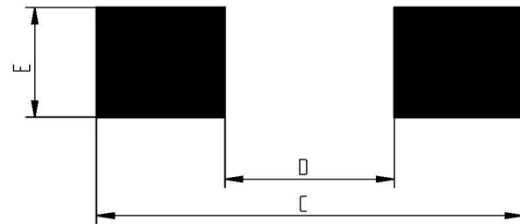
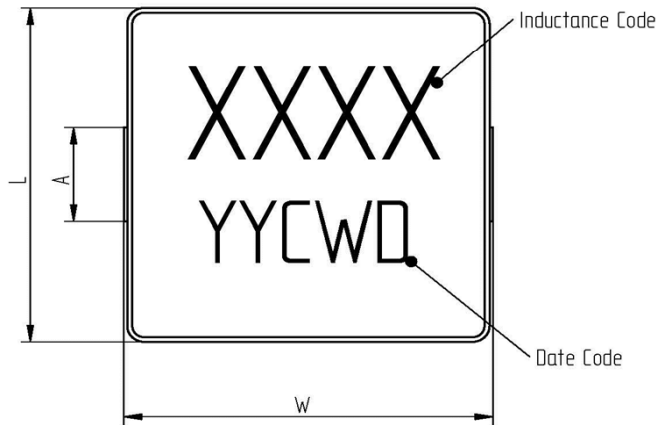
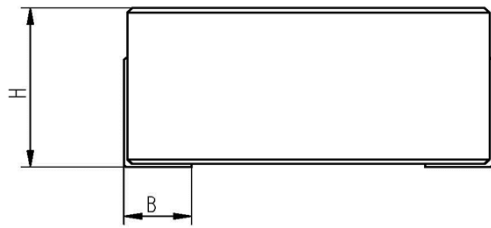


Bezeichnung: description:	WE-MASH-I 7030		Page: 1 / 3
Kunden Zg. Nr.: customer drawing no.:	N/A	WE iBE Bauteile-Nr.: WE iBE component no.:	831 531 000
DRW Referenz-Nr.: DRW reference no.:	N/A	Ausgabedatum: release date:	01.08.2017

Product values:



Mechanical Dimensions (in mm):



Recommended Land Pattern



Dimension		Unit
W	7,0	mm
L	6,5	mm
H	3,0	mm
A	3,0	mm
B	1,27	mm
C	8,0	mm
D	3,8	mm
E	3,5	mm

- Zeichnung nicht maßstabsgetreu, alle Maße in mm / Drawing not scaled, all dimensions in mm

- Das abgebildete Produktfoto kann von der gewählten Produktvariante abweichen / The pictured product may not correspond to the selected product configuration

DATENBLATT / DATA SHEET



Bezeichnung: <i>description:</i>	WE-MASH-I 7030		Page:	2 / 3
Kunden Zg. Nr.: <i>customer drawing no.:</i>	N/A	WE iBE Bauteile-Nr.: <i>WE iBE component no.:</i>	831 531 000	
DRW Referenz-Nr.: <i>DRW reference no.:</i>	N/A	Ausgabedatum: <i>release date:</i>	01.08.2017	

Electrical Specification:						
Parameter	@	Value	Tolerance	Unit	Test Condition	Remarks
Induktivität L_0 : <i>Inductance L_0:</i>	25°C	1,00	±20%	µH	100 kHz / 100 mV	
DC-Widerstand R_{DC} : <i>DC resistance R_{DC}:</i>	25°C	8,40	max.	mΩ		
I_R :	25°C	10,0	max.	A	40 K self heating	
I_{sat} :	25°C	17,0	typical	A	$ \Delta L/L < 20\%$	
Betriebstemperatur: <i>Operating temperature:</i>		-40 to +125		°C		including self heating

Lötpad: <i>solder pad:</i>	Cu leadframe plated with Ni and Sn
Material: <i>material:</i>	carbonyl iron powder
Characteristics & Applicable documents	Magnetically capsuled design for low magnetic stray field Flat top surface for reliable pick and place process ISM0100010 (General storage conditions) ISM0100011 (General processing recommendations) ISM0100021 (Guideline on the limits of surface irregularities)

