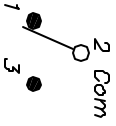


RECOMMENDED P.C.B. LAYOUT

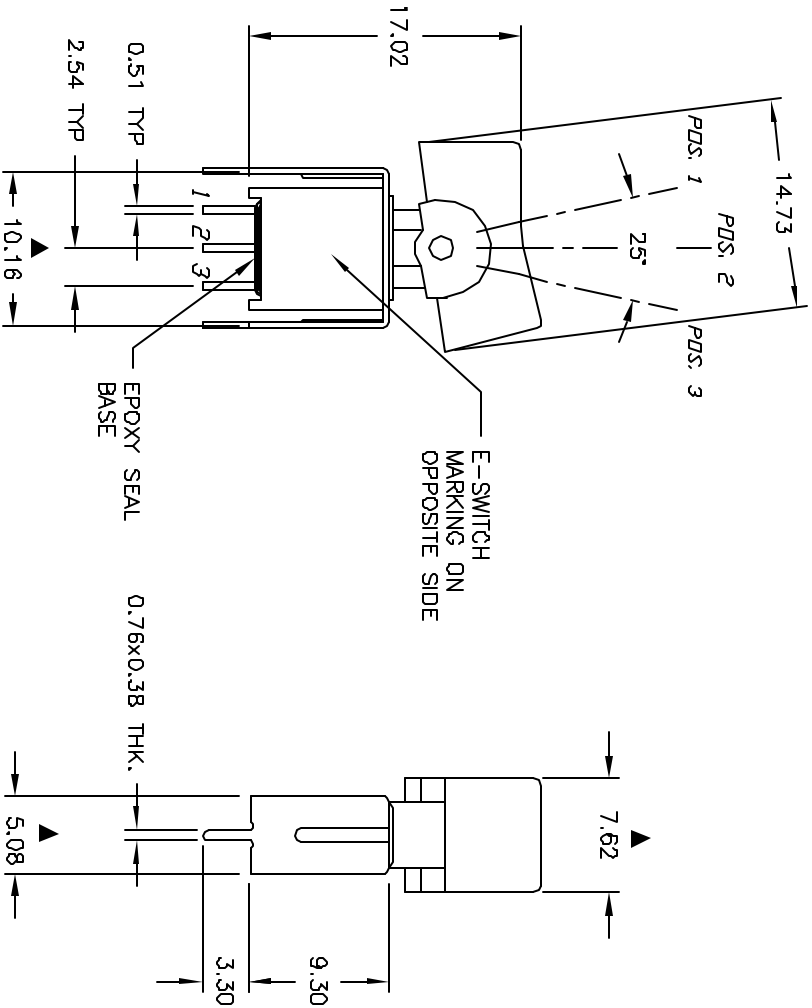
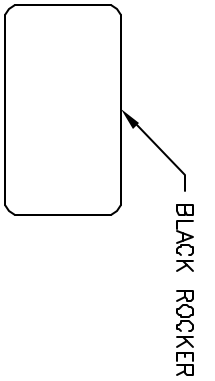


CIRCUIT: SPDT CONTACT CONFIGURATION

SWITCH FUNCTION		
PDS. 1	PDS. 2	PDS. 3
DN	NONE	DN
2-3	OPEN	2-1

NOTES:

1. ALL DIMENSIONS IN MM [INCH]
2. GENERAL TOLERANCE: X.X=±0.4
X.XX=±0.25
3. TERM. NOS. FOR REF. ONLY
4. RATING: 3A @120VAC or 28VDC;
1A @250VAC.
5. FIXED TERMINAL/MOVING CONTACT MATERIAL:
COPPER ALLOY w/Silver plate.
6. ELECTRIC LIFE: 30,000 make-and-break cycles
at full load.
7. INSULATION RESISTANCE: 1,000 M ohm min.
8. DIELECTRIC STRENGTH: 1,000 V RMS @sea level.
9. OPERATING TEMP. -30°C to +85°C
10. ACTUATOR: NYLON, BLACK STD.
11. ▲ DENOTES CRITICAL PARAMETER.



REV.	ECN No.	DESCRIPTION	DATE	CHKD
A	13268	RELEASED FOR PRODUCTION	7/1/03	AR

TITLE	SCALE	DATE	DR	DWG	REV
4004WMSPT1R1VS2QE	2:1	7/1/03	AR	T401999	A

E-SWITCH®

THE INFORMATION CONTAINED IN THIS DOCUMENT IS PROPRIETARY TO E-SWITCH AND IS NOT TO BE COPIED OR TRANSFERRED