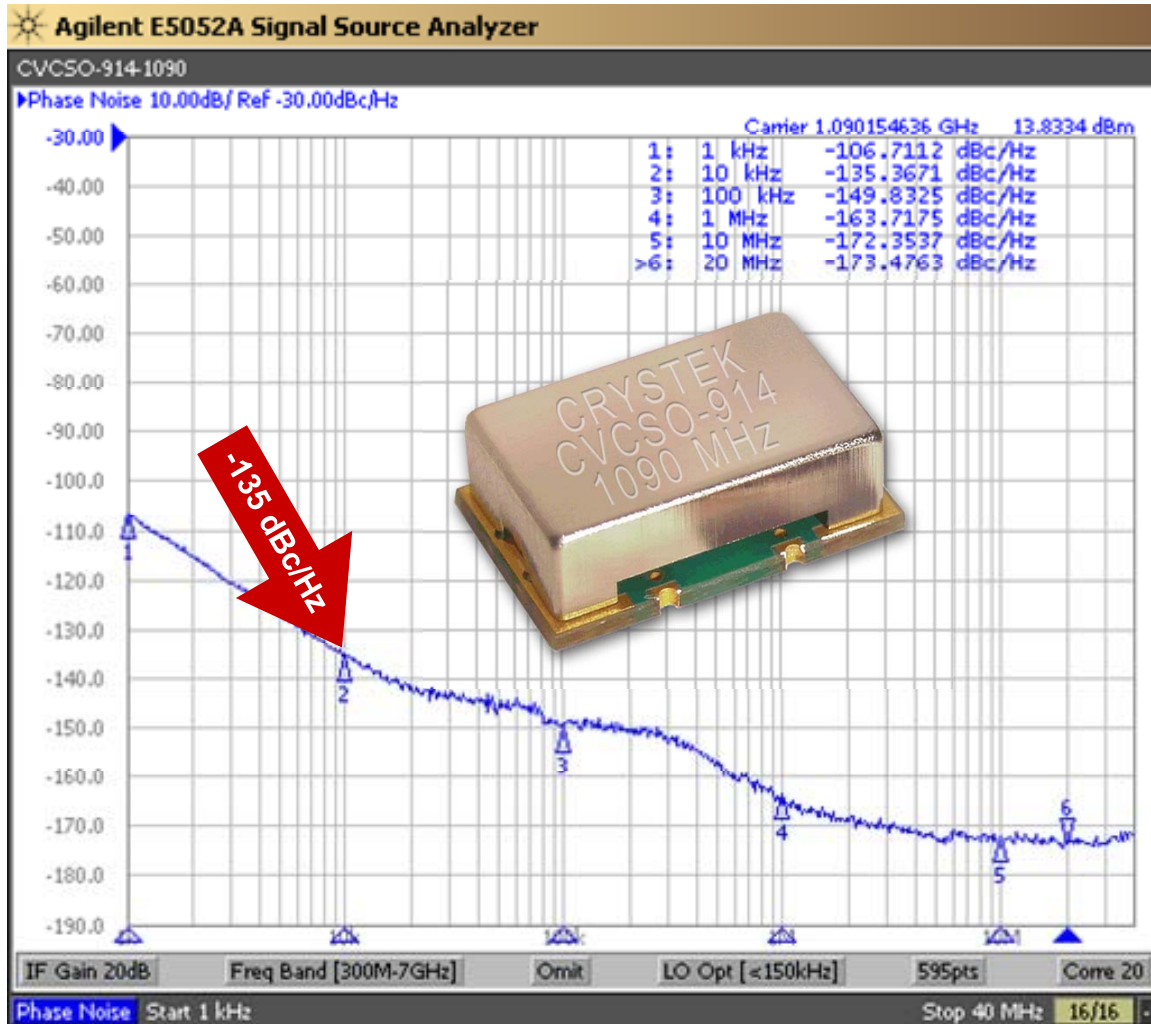


Ultra-Low Phase Noise SAW VCSO



Model CVCSO-914 is a voltage-controlled SAW (surface acoustic wave) Clock Oscillator (VCSO). SAW crystal technology provides low-noise and low-jitter performance with true sinewave output. Features include -135 dBc/Hz phase noise at 10 kHz offset at 1 GHz, 5V input voltage, -20°C to +70°C operating temperature, and 9×14 mm SMT package. The oscillator has no sub-harmonic and the second harmonic is typically -20 dBc.

Applications include PLL frequency translation, test and measurement, avionics, point-to-point radios, and multi-point radios.

Rev: P
Date: 18-Jan-2017
Page 1 of 4

CVCSO-914
True SineWave
SAW Based VCSO
9×14mm SMD
5 Volt

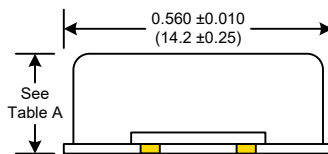
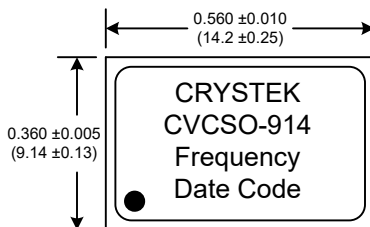


Frequency Range: 245.760 MHz to 1090 MHz
Temperature Range: 0°C to +70°C
 CVCSO-914M option -20°C to +70°C
 CVCSO-914X option -40°C to +85°C
Storage: -40°C to 90°C
Input Voltage: 5.0V ±0.25V
Control Voltage Range: 0V to 5.0V
Tuning Sensitivity (Kv): +120 ppm/V Typical
Settability At Nominal (25°C): 1.5V +0.5V -1.0V
Frequency vs Temperature: ±200ppm Typical
Input Current: 25mA Typical, 35mA Max



Output: True SineWave
Pullability APR: ±50ppm Min
Linearity: ±20% Max
Output Power: +10dBm Min into 50 Ω Load
Start-Up Time: 2mSec Typical, 10mSec Max
2nd Harmonic: -20dBc Typical, -15dBc Max
Sub-Harmonics: None
Modulation BW: >20kHz @ -3dB

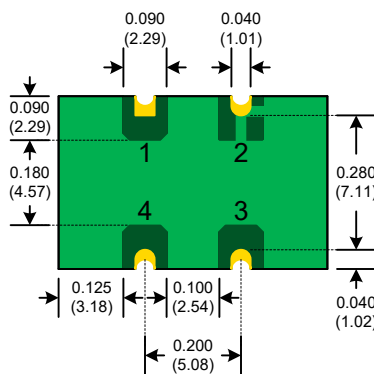
G-sensitivity: 0.9×10⁻⁹ per G
Weight: 0.816 g



Package Height Options

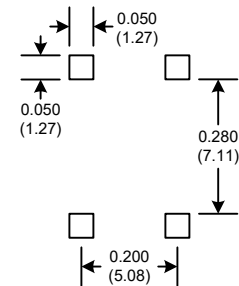
	inches	mm
Standard	0.210	5.33
Option L	0.135	3.43

Table A



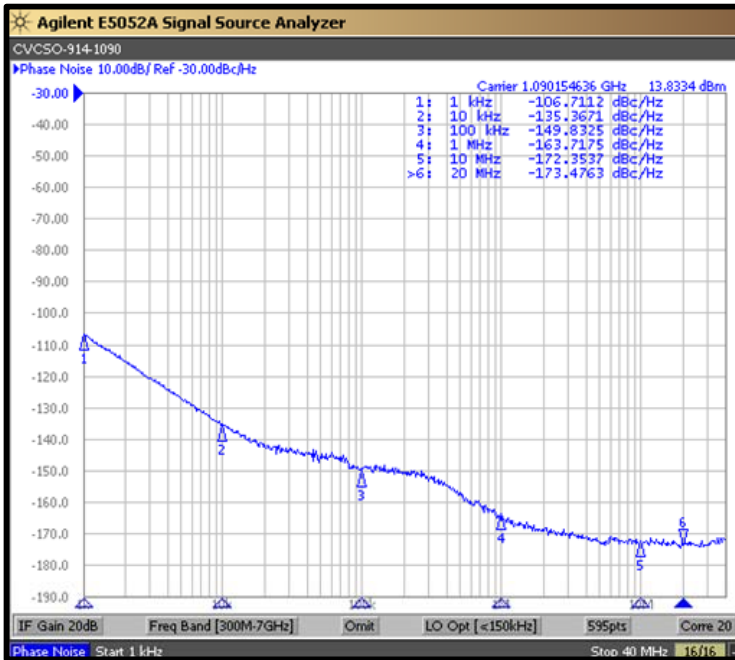
Pad	Connection
1	Volt. Control
2	GND
3	Output
4	Vdd

SUGGESTED PAD LAYOUT



Rev: P
 Date: 18-Jan-2017
 Page 2 of 4

CVCSO-914
True SineWave
SAW Based VCSO
9×14mm SMD
5 Volt



Available Frequencies (MHz):

245.760	840.000
250.000	916.000
640.000	1000.000
800.000	1090.000

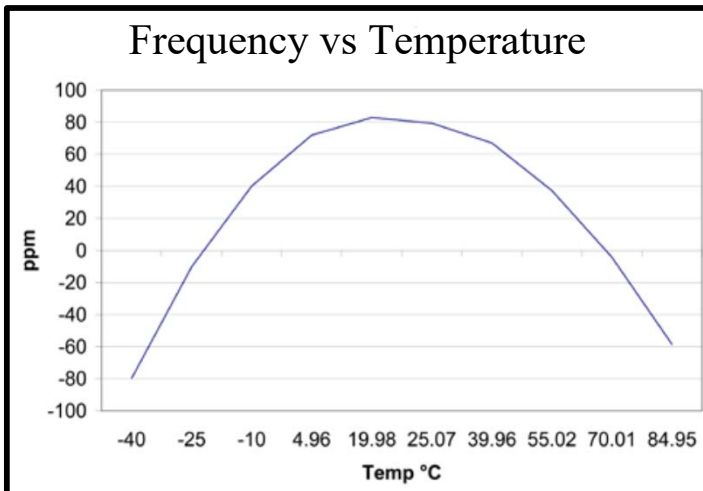
Custom Frequencies Available with NRE Fee

Crystek Part Number Guide

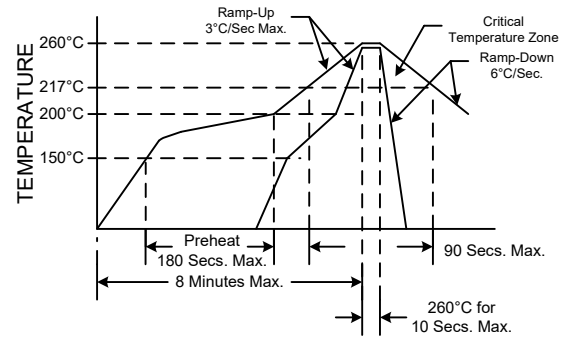
CVCSO - 914 X L - 640.000

#1 #2 #3 #4 #5

- #1 Crystek Saw Voltage Controlled Oscillator
- #2 Model 914
- #3 Temperature Range (X = -40/85°C) (M = -20/70°C)
(Blank = 0/70°C)
- #4 Height (L = 0.135") (Blank = 0.210")
- #5 Frequency in MHz: 3 or 6 decimal places



RECOMMENDED REFLOW SOLDERING PROFILE

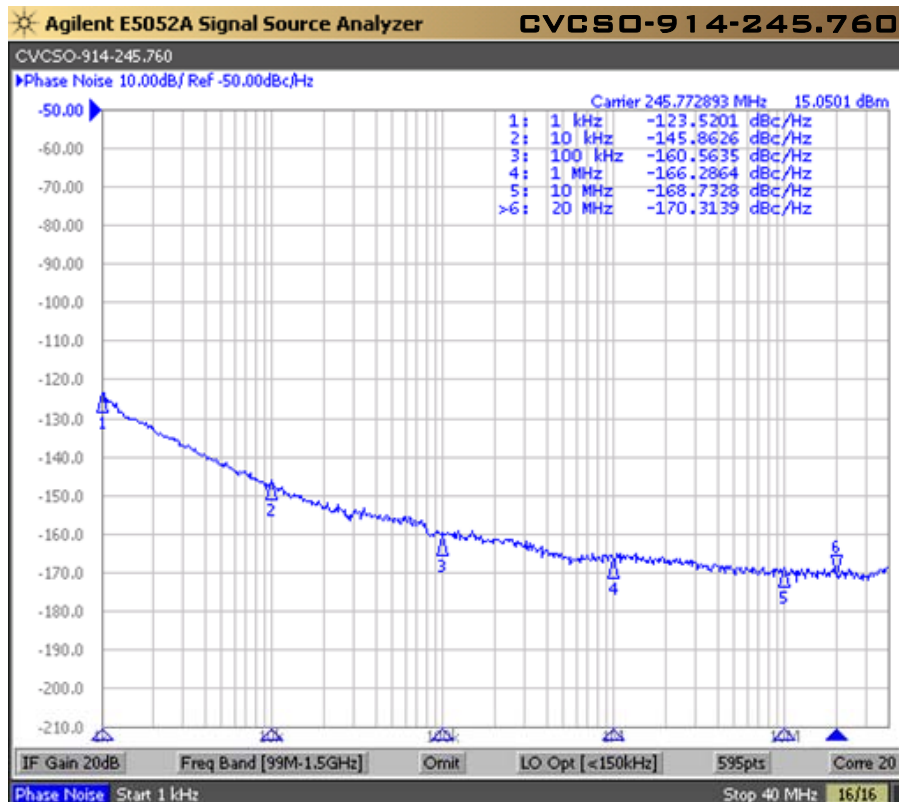
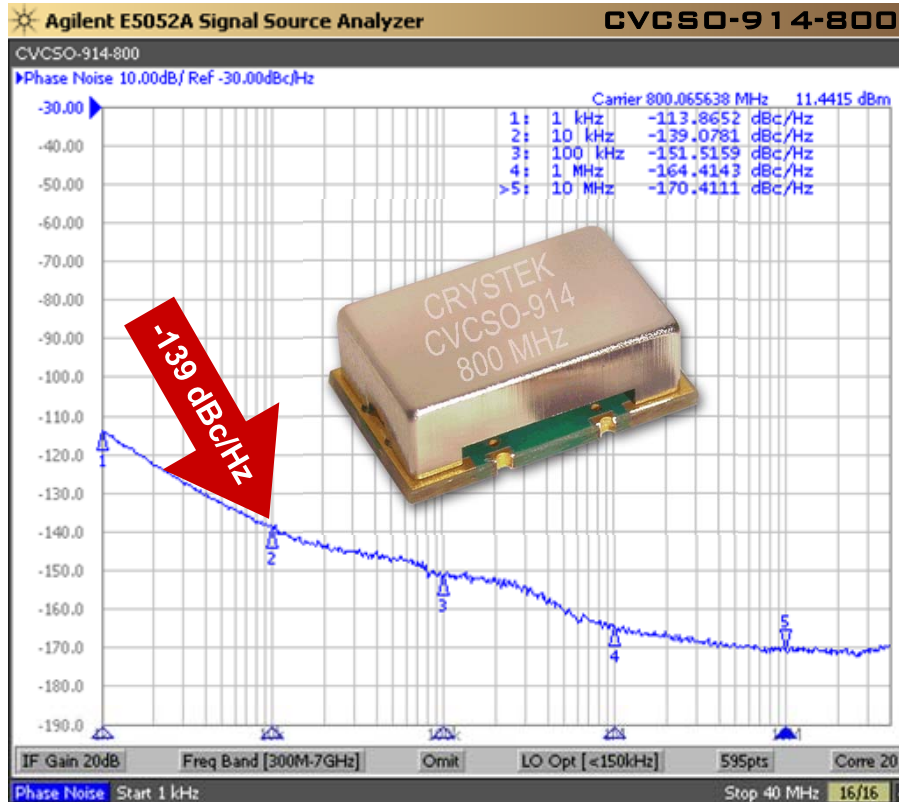


NOTE: Reflow Profile with 240°C peak also acceptable.

Parameter	Conditions
Mechanical Shock	MIL-STD-883, Method 2002, Condition B
Mechanical Vibration	MIL-STD-883, Method 2007, Condition A
Solderability	MIL-STD-883, Method 2003
Solvent Resistance	MIL-STD-202, Method 215
Resistance to Soldering Heat	MIL-STD-202, Method 210, Condition I or J
Thermal Shock	MIL-STD-883, Method 1011, Condition A
Moisture Resistance	MIL-STD-883, Method 1004

Rev: P
Date: 18-Jan-2017
Page 3 of 4

CVCSO-914
True SineWave
SAW Based VCSO
9×14mm SMD
5 Volt



Rev: P
Date: 18-Jan-2017
Page 4 of 4