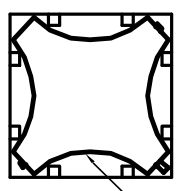
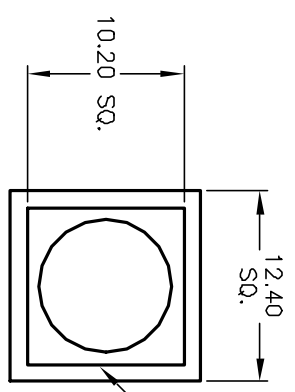
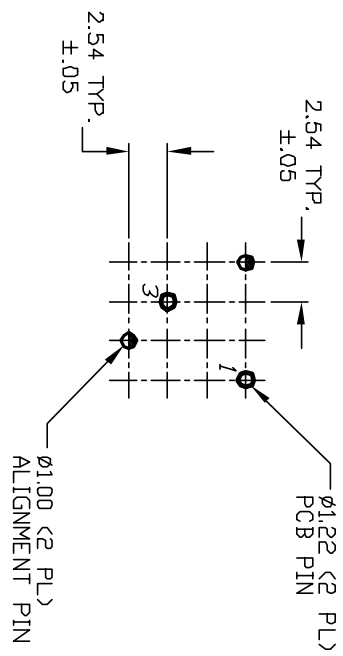


TOP VIEW -SHOW ORIENTATION OF LEGENDS
IN RESPECT TO THE PCB PIN TERMINALS.

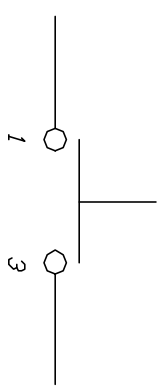
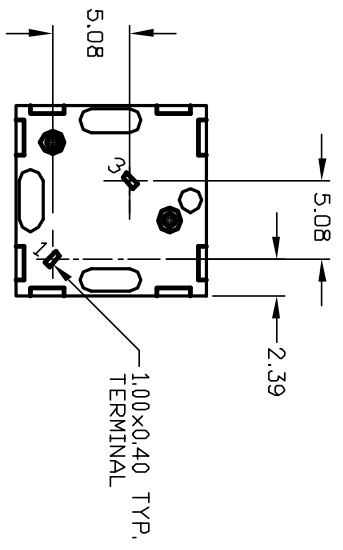
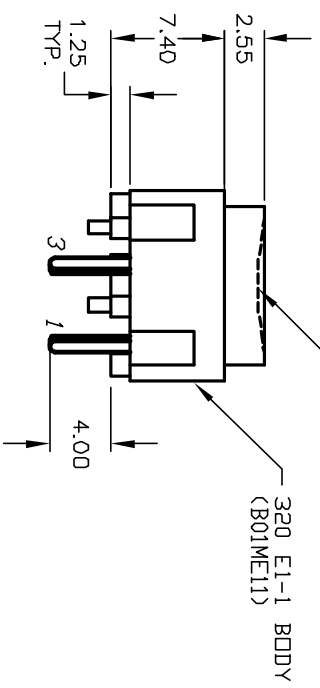


320 E1-1 CONTACT
(B050001)

SHOWN CAP REMOVED



RECOMMENDED P.C.B. LAYOUT



CIRCUIT: SPST
CONTACT CONFIGURATION

NOTES:

1. ALL DIMENSIONS IN MM
2. GENERAL TOLERANCE: X.X=±0.4
X.XX=±0.25
3. TERMINAL NO.'S FOR REFERENCE ONLY.
4. RATING: 25mA, @50VDC
5. OPERATING FORCE: 120gf
6. TRAVEL TO MAKE: 0.7mm

E-SWITCH®

TITLE		320 E1-1 DRG	
REV.	ECN No.	DATE	CHKD
B	11867	12/17/01	CJB
REVISION AND REDRAWN		DATE	CHKD
DESCRIPTION		DATE	CHKD
REVISED AND REDRAWN		12/17/01	CJB
DESCRIPTION		DATE	CHKD
THE INFORMATION CONTAINED IN THIS DOCUMENT IS PROPRIETARY TO E-SWITCH AND IS NOT TO BE COPIED OR TRANSFERRED		SCALE	DR
		2:1	CJB
		DATE	DWG
		12/17/01	XB0765P
		REV	B