


MICROSERIES MRZ 230VUC 1CO

Weidmüller Interface GmbH & Co. KG
Klingenbergstraße 16
D-32758 Detmold
Germany
Fon: +49 5231 14-0
Fax: +49 5231 14-292083
www.weidmueller.com



Relays of the MICROSERIES are used for isolating and coupling digital signals.

They are characterised by the following features:

- modular width 6.1 mm
- Pluggable relay
- Pluggable cross-connection for four voltages in input and output circuits,
- innovative retention and ejection aid,
- LED operating indicator, reverse polarity protection diode, free-wheeling diode

General ordering data

Order No.	8825980000
Type	MRZ 230VUC 1CO
Version	MICROSERIES, Relays, No. of contacts: 1, CO contact, AgNi, Rated control voltage: 230 V UC +10 % / -15 %, Continuous current: 6 A, Tension clamp connection
GTIN (EAN)	4032248527816
Qty.	10 pc(s).

MICROSERIES
MRZ 230VUC 1CO

Weidmüller Interface GmbH & Co. KG
 Klingenbergstraße 16
 D-32758 Detmold
 Germany
 Fon: +49 5231 14-0
 Fax: +49 5231 14-292083
 www.weidmueller.com

Technical data
Ratings

Conductor connection system	Tension clamp connection	Humidity	40 °C / 93 % rel. humidity, no condensation
-----------------------------	--------------------------	----------	---

Dimensions and weights

Width	6.1 mm	Height	94 mm
Depth	94 mm	Net weight	31.47 g

Temperatures

Operating temperature	-25 °C...+55 °C	Storage temperature	-40 °C...+60 °C
-----------------------	-----------------	---------------------	-----------------

Connection data

Clamping range, rated connection, min.	0.5 mm ²	Clamping range, rated connection, max.	2.5 mm ²
--	---------------------	--	---------------------

Input

Rated control voltage	230 V UC +10 % / -15 %	Rated current AC	3.5 mA
Rated current DC	2.9 mA	Power rating	0.8 VA / 660 mW
Response / drop-out voltage AC coil	146 V / 104 V	Pull-in (sparkover) / drop-out voltage DC coil	153 V / 101 V
Pull-in / drop-out current, DC coil	1.7 mA / 0.7 mA	Status indicator	Green LED

Output

Rated switching voltage	250 V AC	Max. switching voltage, AC	250 V
Max. switching voltage, DC making current	250 V / 6 A	Continuous current	6 A
Switch-on delay	<25 ms	Max. switching power	1500 VA
Min. switching power	100 mA / 5 V, 10 V / 10 mA, 24 V / 1 mA	Switch-off delay	< 15 ms
		Max. switching frequency at rated load	0.1 Hz

Contact specifications

No. of contacts	1	Contact design	CO contact
Contact material	AgNi	Mechanical service life	20 x 10 ⁶ switching cycles

Insulation coordination

Rated voltage	300 V	Clearance and creepage distances for control side - load side	≥ 5.5 mm
Dielectric strength to mounting rail	4 kV _{eff} / 1 min.	Impulse withstand voltage	4 kV (1.2/50 μs)
Protection degree	IP 20	Pollution severity	2
Surge voltage category	III		

Other technical data

Version	Relay coupler	Status indicator	Green LED
Free-wheel diode	Yes	Bridge rectifier	Yes
Reverse polarity protection	Available		

Further details of approvals / standards

Standards	DIN EN 50178
-----------	--------------

Creation date April 2, 2013 5:43:31 PM CEST

**MICROSERIES
MRZ 230VUC 1CO**

Weidmüller Interface GmbH & Co. KG
Klingenbergstraße 16
D-32758 Detmold
Germany
Fon: +49 5231 14-0
Fax: +49 5231 14-292083
www.weidmueller.com

Technical data**Classifications**

ETIM 2.0	EC001437	ETIM 3.0	EC001437
UNSPSC	30-21-19-17	eClass 4.1	39-12-15-35
eClass 5.1	27-37-16-01	eClass 6.0	27-37-16-01
eClass 7.0	27-37-16-01		

Approvals

Approvals

**Downloads**

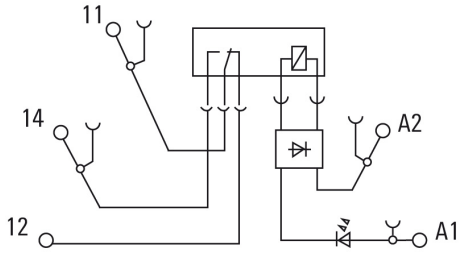
Declaration of Conformity [K205_09_09.pdf](#)
[3-D model](#)

**MICROSERIES
MRZ 230VUC 1CO**

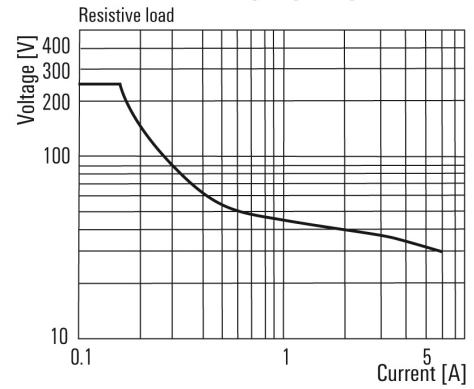
Weidmüller Interface GmbH & Co. KG
 Klingenbergstraße 16
 D-32758 Detmold
 Germany
 Fon: +49 5231 14-0
 Fax: +49 5231 14-292083
 www.weidmueller.com

Drawings

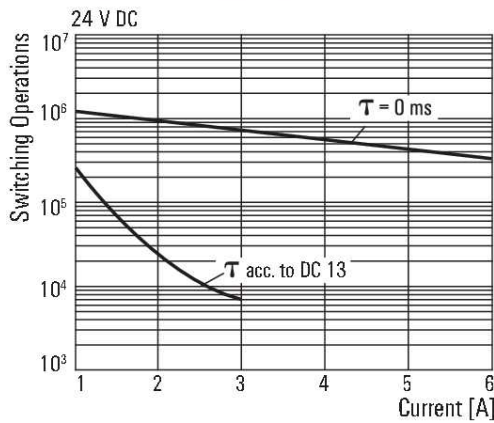
Electric symbol



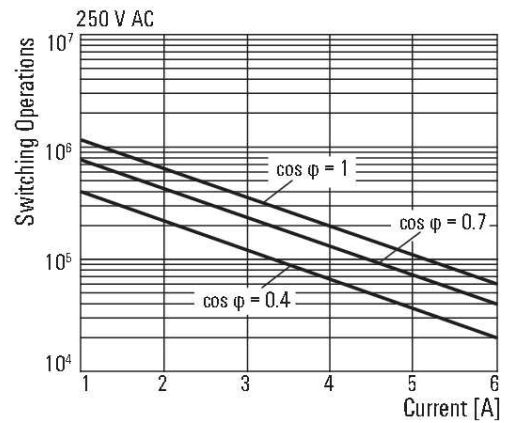
DC load breaking capacity



Electrical endurance



Electrical endurance



Derating curve

