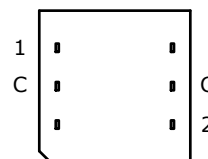
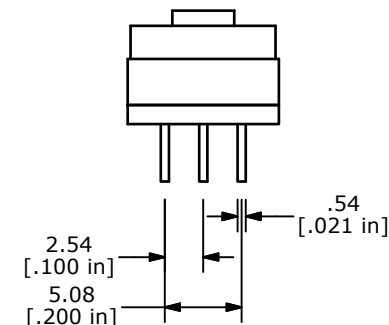
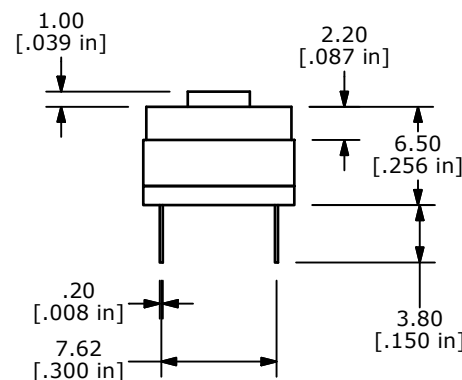
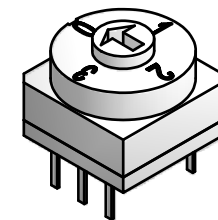
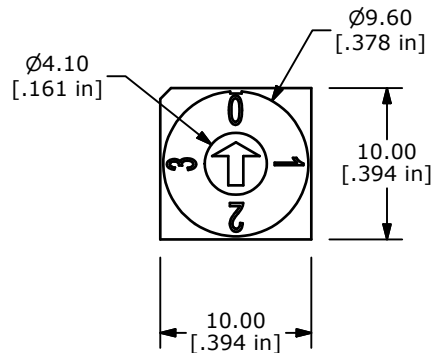


REAL CODE

	C	1	2
0	●		
1		●	
2	●		●
3	●	●	●



NOTES:

1. ALL DIMENSIONS IN MM [INCH]
2. GENERAL TOLERANCE: X.X±0.4
X.XX±0.25
3. TERMINAL NUMBERS FOR REFERENCE ONLY
- ▲ 4. OPERATING FORCE: 700gf/cm MAX.
5. CONTACT RATING: 150mA, 42V DC (SWITCHING)
200mA 42V DC (NON-SWITCHING)
6. CONTACT RESISTANCE: 80mΩ MAX.
7. INSULATION RESISTANCE: 100MΩ MIN @ 250VDC
8. DIELECTRIC STRENGTH: 250VAC 1 MIN.
9. LIFE: 10,000 STEPS
10. OPERATING TEMPERATURE: -40°C TO 85°C
- ▲ 11. PACKAGING: 50 PCS TUBE
12. IP RATING: IP67
13. ▲ DENOTES CRITICAL PARAMETER
14. 2002/95/EC (ROHS) COMPLIANT



B	20305	CORRECT TERMINAL CALL OUTS	11/28/11	BMA
A	20302	RELEASE TO PRODUCTION	11/22/11	BMA
REV	PCR NO	DESCRIPTION	DATE	BY

TITLE RDTDR04P1T				
SCALE	DATE	DR	DWG	REV
2:1	11/22/2011	BMA	U200009	B

THE INFORMATION CONTAINED IN THIS DOCUMENT IS PROPRIETARY TO E-SWITCH AND IS NOT TO BE COPIED OR TRANSFERRED