

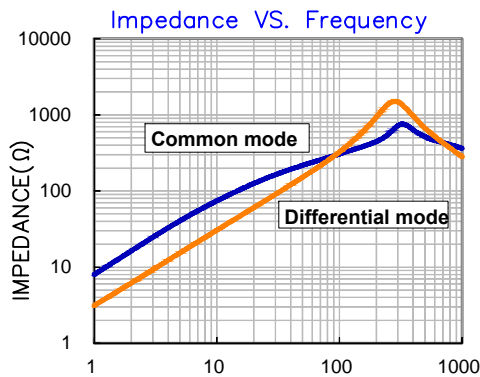
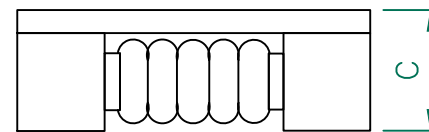
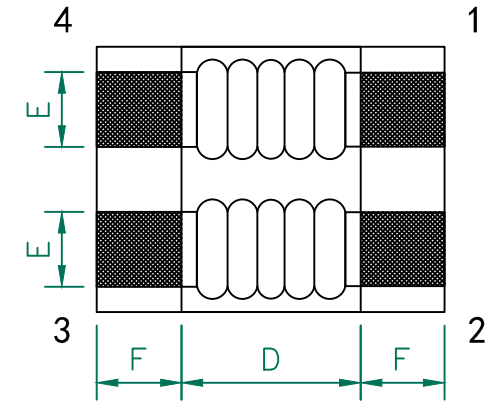
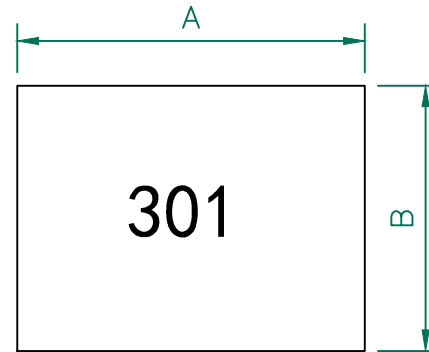
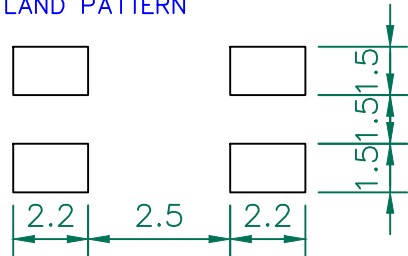
# CM7060R301R-10

## PHYSICAL DIMENSIONS:

A	7.00	+	0.70
B	6.00	+	0.50
C	3.80		MAX.
D	3.50		REF.
E	1.50	+	0.40
F	1.75	+	0.30

**UNCONTROLLED DOCUMENT**

## LAND PATTERN



## NOTES:

1. STORAGE TEMPERATURE RANGE:  $-40^{\circ}\text{C} \sim +105^{\circ}\text{C}$ .
2. OPERATING TEMPERATURE RANGE:  $-40^{\circ}\text{C}$  TO  $+125^{\circ}\text{C}$  (INCLUDING SELF-HEATING).
3. RATED CURRENT: BASED ON TEMPERATURE RISE ( $\Delta T: 40^{\circ}\text{C}$  TYP).



## ELECTRICAL SPECIFICATION @ 25°C

ELECTRICAL CHARACTERISTICS		Min.	Norm.	Max.
IMPEDANCE Z @ 100 MHz	$\Omega$	225	300	---
INSULATION RESISTANCE	$M\Omega$	10.0	---	---
DCR (1 line)	$\Omega$	---	---	0.010
RATED CURRENT	A	---	---	5.0
RATED VOLTAGE	V	---	---	80

DIMENSIONS ARE IN mm.				This print is the property of Laird Tech. and is loaned in confidence subject to return upon request and with the understanding that no copies shall be made without the written consent of Laird Tech. All rights to design or invention are reserved.		
PROJECT/PART NUMBER:				REV	PART TYPE:	DRWN BY:
CM7060R301R-10				A	CM	QIU
DATE: 09/06/15				SCALE:	NTS	SHEET:
A ORIGINAL DRAFT				09/06/15	QIU	1 of 1
REV	DESCRIPTION	DATE	INT	CM7060R301R-10-A		

