



EVERLIGHT ELECTRONICS CO.,LTD.

DATA SHEET

PART NO. : 204-10USOC/S400-A9

DATE : 2004/9/28

DEPARTMENT : CHR&D1

REVISION : 1

RECEIVED			
<input checked="" type="checkbox"/> MASS PRODUCTION			
<input type="checkbox"/> PRELIMINARY			
<input type="checkbox"/> CUSTOMER DESIGN			
DEVICE NUMBER : CDLE-020-768			
PAGE : 6			
CUSTOMER	DESIGNER	CHECKER	APPROVER

REV.	DESCRIPTION	RELEASE DATE

OFFICE: 7C BUILDING, LIAN HUA PORT INDUSTRIAL DISTRICT, LIAN HUA SHAN
 BONDED PRICCESSING ZONE PAN YU, GUANG ZHU, CHINA
 TEL. : (020)84860913,84860914
 FAX : (020)84860600
[http : //www.everlight.com](http://www.everlight.com)




Technical Data Sheet

3.0mm Round Type LED Lamps

204-10USOC/S400-A9

■ Features :

- Choice of various viewing angles
- Available on tape and reel.
- Reliable and robust
- Pb free



■ Descriptions :

- The series is specially designed for applications requiring higher brightness
- The led lamps are available with different colors, intensities,

■ Applications :

- TV set
- Monitor
- Telephone
- Computer

PART NO.	Material	Emitted Color	Lens Color
204-10USOC/S400-A9	AlGaInP	Super Sunset Orange	Water Clear

EVERLIGHT ELECTRONICS CO.,LTD.

Device Number : CDLE-020-768

[http : //www.everlight.com](http://www.everlight.com)

Prepared date: 2004/9/28

Rev.: 1

Prepared by:

Page: 1 of 6

LianXiang You

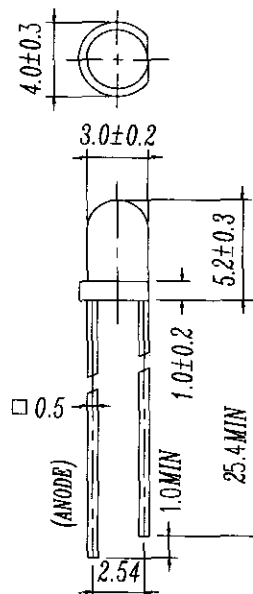
BG0409036,R0402597



Technical Data Sheet
3.0mm Round Type LED Lamps

204-10USOC/S400-A9

Package Dimensions



Notes: 1. All dimensions are in millimetres

- 2. An epoxy meniscus may extend about 1.5mm(0.059") down to the lead.
- 3. Tolerances unless Dimension ± 0.25 mm.

■ Absolute Maximum Ratings at $T_a = 25^\circ\text{C}$

Parameter	Symbol	Rating	Unit
Forward Current	I_F	50	mA
Operating Temperature	T_{opr}	-40 to +85	$^\circ\text{C}$
Storage Temperature	T_{stg}	-40 to +100	$^\circ\text{C}$
Electrostatic Discharge	ESD	2000	V
Soldering Temperature	T_{sol}	260 ± 5	$^\circ\text{C}$
Power Dissipation	P_d	120	mW
Peak Forward Current	$I_F(\text{Peak})$	200	mA
Reverse Voltage	V_R	5	V

Note: *1: I_{FP} Conditions -- Pulse Width $\leq 1\text{msec}$ and Duty $\leq 1/10$.

*2: Soldering time ≤ 5 seconds.

Technical Data Sheet
3.0mm Round Type LED Lamps

204-10USOC/S400-A9**Electro-Optical Characteristics (Ta=25°C)**

Parameter	Symbol	Condition	Min.	Typ.	Max.	Unit
Forward Voltage	V _F	I _F = 20 mA	/	2.0	2.4	V
Reverse Current	I _R	V _R = 5 V	/	/	10	μA
Luminous Intensity	I _v	I _F = 20 mA	1600	3200	/	mcd
Viewing Angle	2θ 1/2	I _F = 20 mA	/	20	/	deg
Peak Wavelength	λ _p	I _F = 20 mA	/	621	/	nm
Dominant Wavelength	λ _d	I _F = 20 mA	/	615	/	nm
Spectrum Radiation Bandwidth	Δλ	I _F = 20 mA	/	18	/	nm

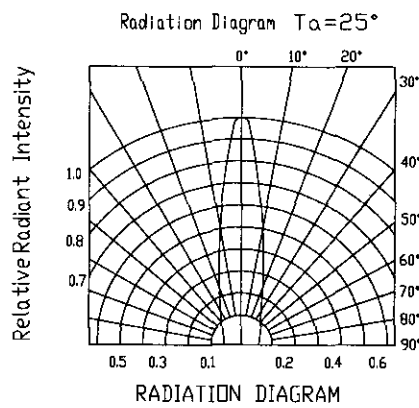
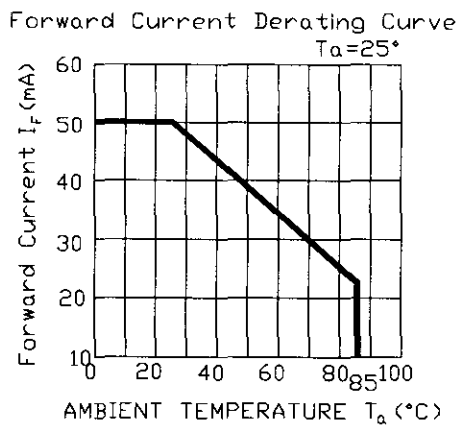
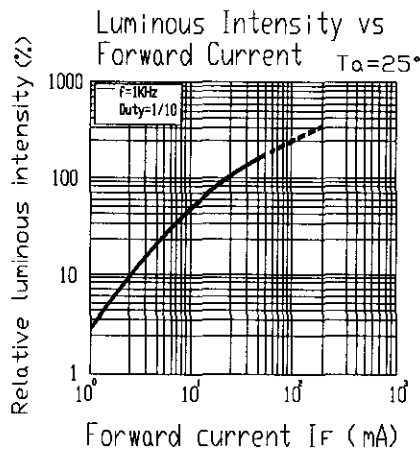
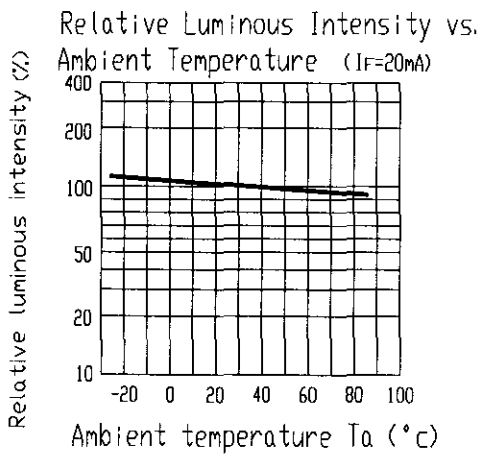
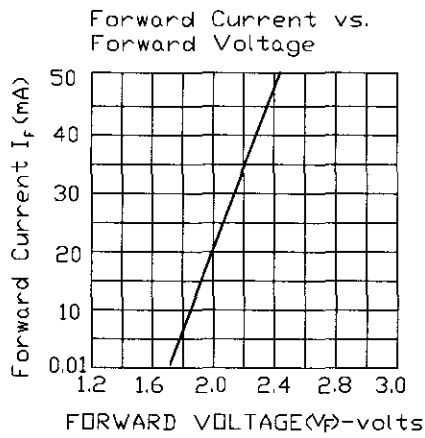
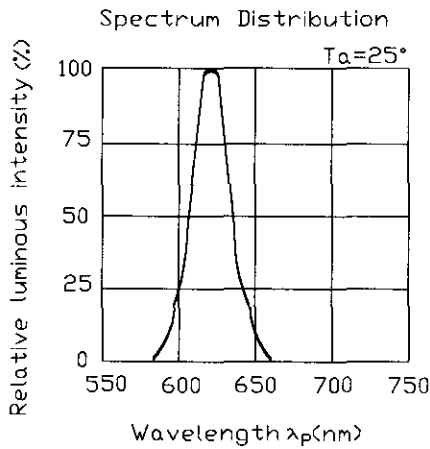


Technical Data Sheet

3.0mm Round Type LED Lamps

204-10USOC/S400-A9

Typical Electro-Optical Characteristic Curves:





Technical Data Sheet
3.0mm Round Type LED Lamps

204-10USOC/S400-A9

■ Reliability test items and conditions:

NO	Item	Test Conditions	Test Hours/Cycle	Sample size	Ac/Re
1	Solder Heat	TEMP : 260°C ± 5 °C	10 SEC	76 PCS	0/1
2	Temperature Cycle	H : +100°C 15min § 5 min L : -40°C 15min	300 CYCLES	76 PCS	0/1
3	Thermal Shock	H : +100°C 5min § 10 sec L : -10°C 5min	300 CYCLES	76 PCS	0/1
4	High Temperature Storage	TEMP : 100°C	1000 HRS	76 PCS	0/1
5	Low Temperature Storage	TEMP : -40°C	1000 HRS	76 PCS	0/1
6	DC Operating Life	TEMP : 25°C IF = 20mA	1000 HRS	76 PCS	0/1
7	High Temperature / High Humidity	85°C / 85% RH	1000 HRS	76 PCS	0/1

EVERLIGHT

Technical Data Sheet
3.0mm Round Type LED Lamps

204-10USOC/S400-A9

Packing Quantity Specification

1.1000PCS/1Bag , 4Bags/1Box

2.10Boxes/1Carton

Label Form Specification

EVERLIGHT

CPN:

P/N:



204-10USOC/S400-A9

QTY:



CAT:

HUE:

REF:

LOT NO: EL



CPN: Customer's Production Number

P/N : Production Number

QTY: Packing Quantity

CAT: Ranks

HUE: Peak Wavelength

REF: Reference

LOT No: Lot Number

MADE IN TAIWAN: Production Place

MADE IN TAIWAN

Notes

1. Above specification may be changed without notice. EVERLIGHT will reserve authority on material change for above specification.
2. When using this product, please observe the absolute maximum ratings and the instructions for using outlined in these specification sheets. EVERLIGHT assumes no responsibility for any damage resulting from use of the product which does not comply with the absolute maximum ratings and the instructions included in these specification sheets.
3. These specification sheets include materials protected under copyright of EVERLIGHT corporation. Please don't reproduce or cause anyone to reproduce them without EVERLIGHT's consent.

EVERLIGHT ELECTRONICS CO., LTD.

Tel: 886-2-2267-2000, 2267-9936

Office: No 25, Lane 76, Sec 3, Chung Yang Rd.

Fax: 886-2267-6244, 2267-6189, 2267-6306

Tucheng, Taipei 236, Taiwan, R.O.C

<http://www.everlight.com>

EVERLIGHT ELECTRONICS CO.,LTD.

<http://www.everlight.com>

Device Number : CDLE-020-768

Prepared date: 2004/9/28

Rev.: 1 Page: 6 of 6

Prepared by: LianXiang You