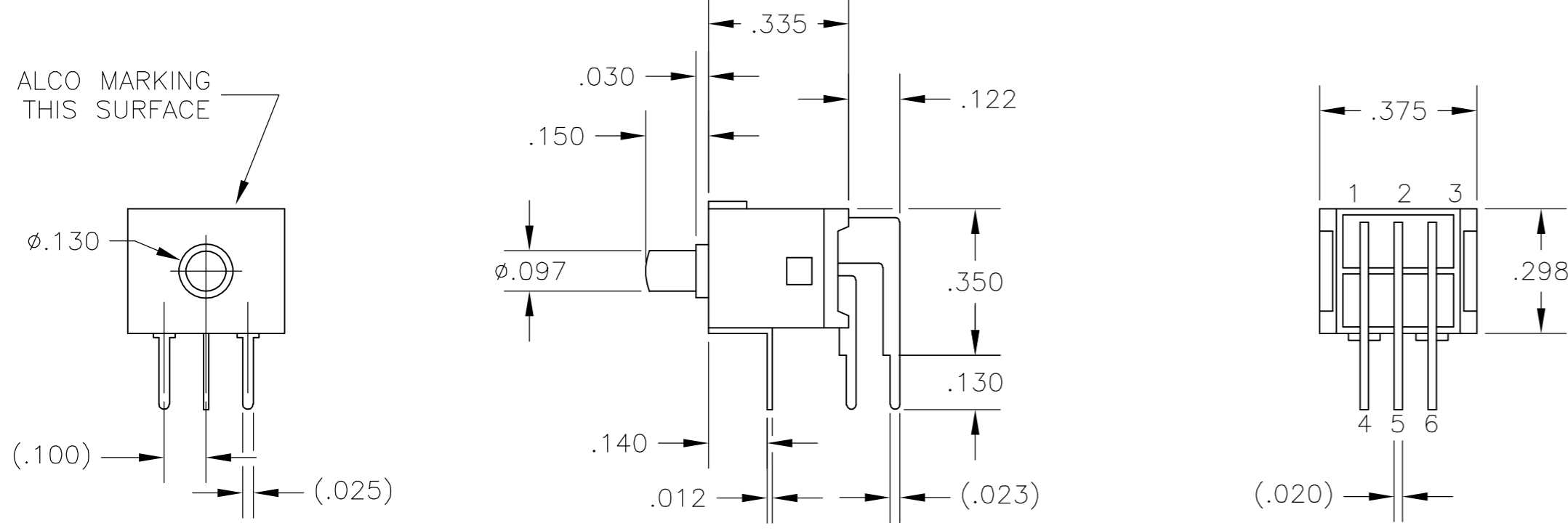


THIS DRAWING IS UNPUBLISHED. RELEASED FOR PUBLICATION
 © COPYRIGHT BY TYCO ELECTRONICS CORPORATION. ALL RIGHTS RESERVED.

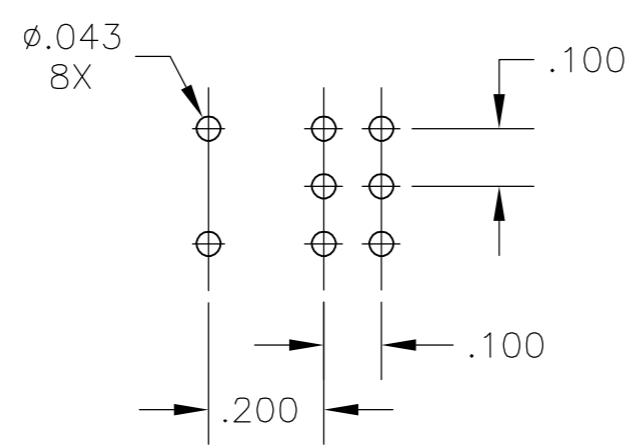
LOC		DIST		REVISIONS			
P	LTR	DESCRIPTION	DATE	DWN	APVD		
B		ECO 06 002537	04DEC06	BSV	MZ		



NOTES:

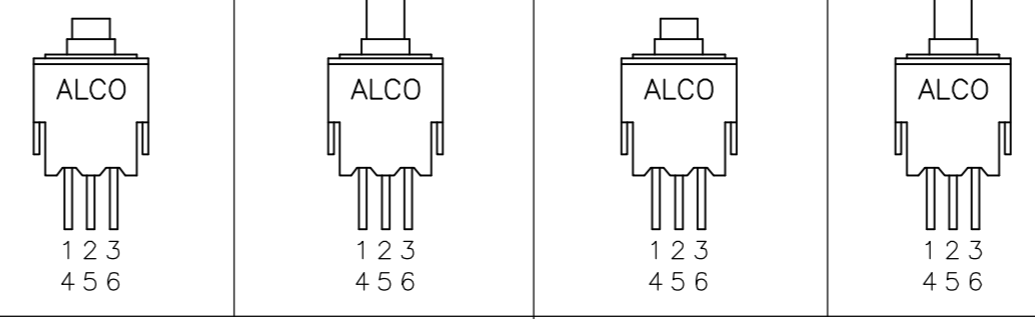
1. TERMINAL NUMBERS ARE FOR REFERENCE ONLY AND DO NOT APPEAR ON SWITCHES.
2. ALL MATERIALS AND FINISHES SHALL COMPLY WITH EU DIRECTIVE 2003/95/EC OF 27 JAN 2003 (ROHS).

MATERIALS		
COMPONENT NAME	BASE MATERIAL	FINISH
HOUSING	PBT, UL94 V-0, GRAY	
FRAME	BRASS	NICKEL
SUPPORT BRACKET	PHOSPHOR BRONZE	TIN
BUTTON	PBT, UL94 HB, BLACK	
MOVABLE CONTACT	PHOSPHOR BRONZE	GOLD OVER NICKEL
TERMINAL (CONTACT AREA)	PHOSPHOR BRONZE	GOLD OVER NICKEL
TERMINAL (SOLDER AREA)	PHOSPHOR BRONZE	GOLD OVER NICKEL



SPECIFICATIONS	
CURRENT RATING, MAX.	50mA @ 48 VDC OR PEAK AC (2.4VA)
CURRENT RATING, MIN.	1µA @ 20 VDC OR PEAK AC (.02VA)
TERMINATION RESISTANCE	50 MILLIOHMS MAX AT 1.5mA 200µVAC
INSULATION RESISTANCE	1000 MEGOHMS MIN @ 500 VDC
DIELECTRIC WITHSTANDING VOLTAGE	500 V RMS AT SEA LEVEL
OPERATING TEMPERATURE	-20°C to +85°C
STORAGE TEMPERATURE	-40°C to +85°C
PLUNGER TRAVEL	.047±.010
ELECTRICAL LIFE	
50mA @ 48 VDC OR PEAK AC	10,000 CYCLES
1µA @ 20 VDC OR PEAK AC	50,000 CYCLES
.4VA MAX @ 20 VDC OR PEAK AC	

TERMINALS CONNECTED	FUNCTION	ACTUATOR LENGTH	TERMINAL	THROWS	POLES	ALCO P/N	TYCO P/N
1-2,4-5	(ON) ON	.120	RA	2	2	APA2RGRA04	1825175-2
1-3,4-6	OFF (ON) OFF	.120	RA	1	2	APA2MGRA04	1825175-1



THIS DRAWING IS A CONTROLLED DOCUMENT.

DWN MOHAN 30NOV05
 CHK -
 APVD -
 PRODUCT SPEC -
 APPLICATION SPEC -

DIMENSIONS: INCHES
 TOLERANCES UNLESS OTHERWISE SPECIFIED:
 0 PLC ± -
 1 PLC ± -
 2 PLC ± -
 3 PLC ± .010
 4 PLC ± -
 ANGLES ± 3°
 MATERIAL - FINISH -

tyco Electronics Tyco Electronics Corporation
 Harrisburg, Pa 17105-3608

NAME: APA SERIES PUSH BUTTON SWITCH, RA TERMINALS, 2 POLE

SIZE: A2 CAGE CODE: 00779 DRAWING NO: 1825175 RESTRICTED TO: -
 WEIGHT: - SCALE: 3:1 SHEET: 1 OF 1 REV: B
 CUSTOMER DRAWING

1825175